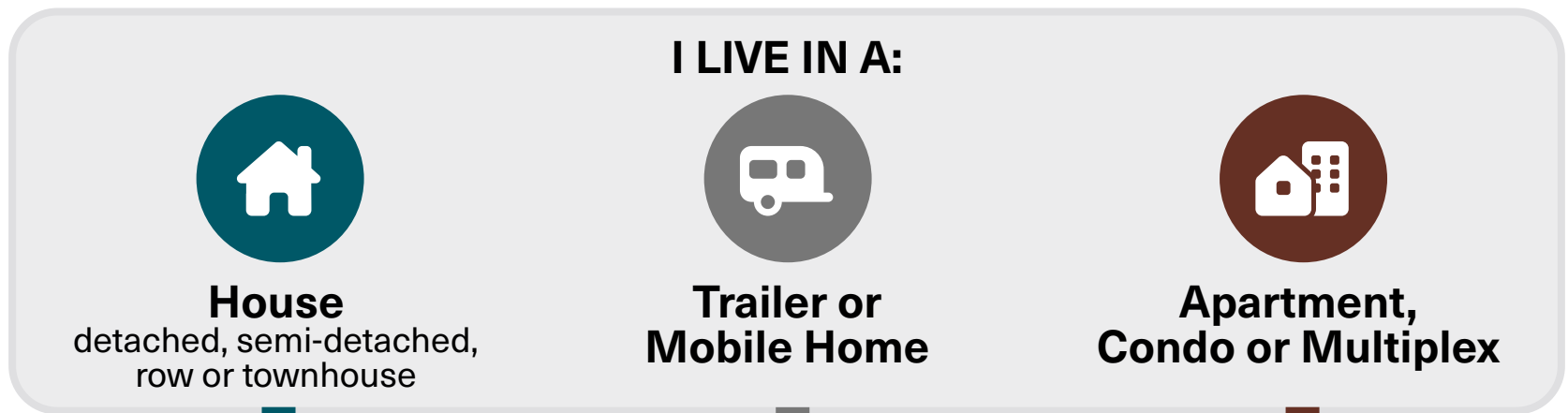


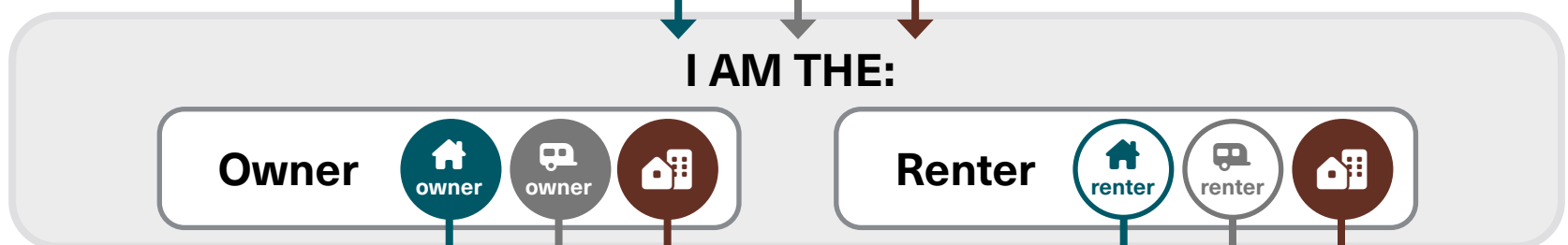


# Wildfire Mitigation Activities by Home Type and Ownership

Follow the path that matches your living situation to find the wildfire mitigation activities tailored to you.








**Build / purchase an emergency preparedness kit**



- Remove debris from eavestroughs
- Remove all combustible ground cover
- Remove combustible materials
- Prune trees to create a 2-metre clearance
- Perform roof maintenance/repairs
- Purchase of a wildfire suppression gutter or roof mounted sprinkler system

- Create a fire safe apartment patio or balcony:** clear combustible items
- Create a fire safe apartment patio or balcony:** purchase fire-resistant furniture and / or planters

**Number of activities eligible per home type and ownership**

 owner	 renter	 owner	 renter	
✓ 15	✓ 6	✓ 15	✓ 6	✓ 3

For full details and requirements for each activity, [see the complete list here.](#)

- Repair windows and / or exterior doors
- Repair cracks, gaps, holes in exterior cladding/siding
- Install non-combustible gutter guards
- Install/retrofit all deck boards
- FireSmart Tree Replacement
- Replace existing roofing with fire-rated roofing (Class A)
- Replace combustible siding with non-combustible or ignition-resistant material
- Replace exterior doors with ones that are fire-rated and thermally insulated

**Disclaimer:** It is important to note that no measure can eliminate the risk of damage or loss. Mitigation activities can help reduce the risk and potential impact of natural disasters, but they do not guarantee that properties will not be affected or damaged in the event of a hazard. It is important to always have a plan in place for emergencies and follow any evacuation orders issued by local authorities. For more information and useful resources, visit <https://firesmartcanada.ca/>.